

# waterwall

Ultra-strong, waterproof wall panels.



maestro  
PANEL





100% WATERPROOF



HYGIENIC &  
EASY MAINTENANCE



QUICK & EASY  
INSTALLATION



ULTRA-STRONG  
& DURABLE



COLOUR-FAST DESIGNS  
(UV-RESISTANT)



# Ultra-strong, waterproof wall panels.

## WATERWALL: PERFECT FOR BATHROOM AND SHOWER.

WaterWall is a collection of elegant wall cladding panels **specially designed for use in wet environments**. It offers plenty of other advantages, too. The WaterWall system doesn't just provide a 100% waterproof wet room option, it's a **highly robust system**. The panels are **fully colour-fast** and can withstand a few knocks. Their seamless fit makes them extremely **hygienic and easy to clean**. Opt for an elegant solution for your bathroom and shower walls without sacrificing durability!

## DIY INSTALLATION IN A SNAP.

Are you a handy do-it-yourselfer? If so, WaterWall will save you a lot of time. Thanks to the user-friendly and handy **click system**, even one single person can carry out the installation. Achieve the appearance of natural stone in a flash with **no need for demolition work**. Simply mount the panels right on top of your existing wall. Even if it is in your shower. Furthermore, the **self-supporting system** can perfectly be glued to your wall directly. That means you don't have to remove any existing tiles.

Opt for WaterWall if you want **waterproof, top quality panelling** and no hassles with grout.





**0090**  
PAMUK  
ref. 730622

**Tile format**  
600 x 600 mm


**Extension panel**  
ref. 730496



**00100**  
SIVA  
ref. 730623

**Tile format**  
600 x 600 mm


**Extension panel**  
ref. 730497



**00161**  
MARO  
ref. 730624

**Tile format**  
600 x 600 mm


**Extension panel**  
ref. 730498



**00162**  
MITO  
ref. 730625

**Tile format**  
600 x 1200 mm

**Extension panel**  
ref. 730499



**00163**  
LIMA  
ref. 730626

**Tile format**  
600 x 600 mm


**Extension panel**  
ref. 730500



**00164**  
VISTO  
ref. 730627

**Tile format**  
600 x 600 mm

**Extension panel**  
ref. 730501



**00165**  
CALO  
ref. 730628

**Tile format**  
600 x 300 mm

**Extension panel**  
ref. 730502



**00166**  
TONDA  
ref. 730629

**Tile format**  
600 x 600 mm

**Extension panel**  
ref. 730503



**DIMENSIONS PANEL:** 600 x 2400 x 10,2 mm

**PIECES / PACK:** 2 **CONTENT:** 2,88 m<sup>2</sup>

**DIMENSIONS EXTENSION PANEL:** 600 x 293 x 10,2 mm


**PIECES / PACK:** 2 **CONTENT:** 0,35 m<sup>2</sup>




# 100% waterproof click system.

## AUTHENTIC TILING EFFECT

The panels are grooved for a grouted-tile effect, with a realistic play of lines across the tiles. WaterWall panels are available in three different tile sizes: **600 x 300 mm**, **600 x 600 mm** and **600 x 1200 mm**.



600 x 600 mm





600 x 1200 mm



600 x 300 mm



↑ Maro




**End profile**  
ref. 500960

7.4 x 13.4 x 18 x 2700 mm  
1 piece/pack




**Inner corner profile**  
ref. 500958

10.8 x 16 x 2700 mm  
1 piece/pack




**Outer corner profile**  
ref. 500959

10.8 x 20 x 2700 mm  
1 piece/pack



**L-finishing profile**  
ref. 501260

10.8 x 18 x 2400 mm  
1 piece/pack




**Skirting profile**  
ref. 500661

10.2 x 35 x 2400 mm  
1 piece/pack



**Panseal Kit**  
ref. 500660


25 x 35.5 x 1820 mm  
Consists of 2 PVC profiles,  
silicone kit and mitre pack.



**Push block**  
ref. 501262

To be used with the two-  
part inner corner profile.





## Technology at its finest.

The panels are manufactured from **100% waterproof multiplex**. They are extremely robust and hold their shape through the years. The scratch-resistant top layer has a noticeably rough and **stone-like texture**. That means WaterWall panels don't just look true to life, they feel that way too.

The **invisible joints** ensure an unbroken spatial effect across the entire wall. These features make WaterWall **easy to maintain and very hygienic**. WaterWall's unique technology is exceptional and cannot be found elsewhere.



**Easy installation  
in only 1 day;  
no demolition  
required.**

**Can be glued  
directly to your  
existing wall tiles!**

For an extensive installation guide, please visit  
our website [www.maestro-panel.be](http://www.maestro-panel.be)

## Three steps are all you'll need:



### **BUILD A WOODEN FRAMEWORK**

Fix a **simple grid of wooden slats** to the wall. Are you installing over existing tiles? No problem. Simply install the panels directly on your old wall using **adhesive**.


### **MOUNT ALL FIXATION ACCESSORIES**

Mount any **fixation accessories** to the frame. Now carefully apply sealant to any seams. That way you will be sure of a waterproof result.



### **FIT THE PANELS**

Mount the panels to your wooden frame. Click them together one by one, **stapling or screwing** them down as you go. All done! Enjoy your sparkling new, professionally placed waterproof wall!



### **TALL WALLS?**

Are your walls over 240 cm tall? In that case you'll require an **extension panel**. This panel will allow you to go up to 270 cm in height.





A wooden surface with several fabric samples and a fan brush. The fabric samples are in shades of green, blue, and grey, with a scalloped edge. A fan brush with a gold handle and black bristles is resting on the grey fabric sample. A black pen is also visible on the grey fabric sample.

## WANT TO TRY OUT OUR DESIGNS AT HOME?

Can't decide what design you like best? Please don't hesitate to make use of our free sample service. That way, you can quickly determine what goes best with your interior. We'll supply up to three pattern samples to your home free of charge.

**Request your free samples on our website now!**

Proud to be your Maestro distributor: